

ESSENCE



ESSENCE / GRIGIO 20x120

Ceramics of Italy V2 R9 20x120 10 mm





ESSENCE / BIANCO 20x120



ESSENCE / ROVERE 20x120



ESSENCE / NOCCIOLA 20x120

ESSENCE / BIANCO



COD. S201030 Essence Bianco

20x120 **A8**


ESSENCE / GRIGIO



COD. S201034 Essence Grigio

20x120 **A8**

ESSENCE / NOCCIOLA



COD. S201031 Essence Nocciola

20x120 **A8**

ESSENCE / ROVERE



COD. S201033 Essence Rovere

20x120 **A8**

ESSENCE / FRASSINO



COD.S201032 Essence Frassino

20x120 **A8**


CARATTERISTICHE TECNICHE

TECHNICAL CHARACTERISTICS / CARACTERISTIQUES TECHNIQUES / TECHNISCHE EIGENSCHAFTEN

PEZZI SPECIALI

TRIM PIECES

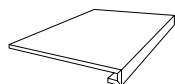
BATTISCOPA: SBT + COD.



10x120



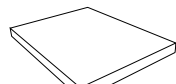
GRADONE: CR + COD.



20x120+3+3



ANGOLO GRADONE: ACR + COD.

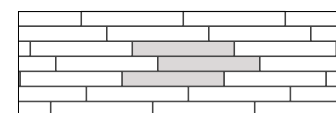


20x120+3+3



CONSIGLI DI POSA

SUGGESTED LAYING



P.E.I.:



BIANCO	V
NOCCIOLA	V
FRASSINO	V
ROVERE	V
GRIGIO	V

IMBALLI PACKAGING

scatola	boxes	kartons	boites
F.to	Pz	m ²	Kg
20x120	4	0,96	22

palette	pallets	paletts	pallet
F.to	Sc	m ²	Kg
20x120	48	46,08	1.080